M12 B-coding (Profibus)

M12 B-coding Angled Connector, Panel Mount, PCB Type, Front fastened

Male

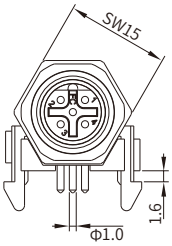

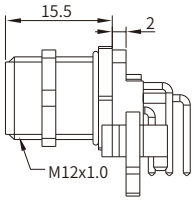

CE RoHS

Female

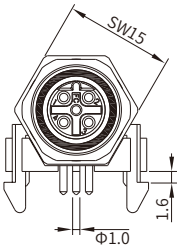

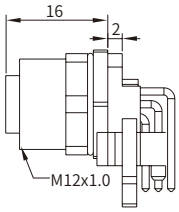

CE RoHS

Specifications

Contacts	4	5
Certification	c UL us CYJV2(CYJV8).E321413	c UL us LISTED CYJV(CYJV7).E321413
Pin layout(Male)		
Pin layout(Female)		
Standard	IEC 61076-2-101	
Ambient temperature	-25°C ~ +90°C	
Connector insert	PA+GF	
Connector contacts	Brass with gold plated	
Coupling nut/screw	Brass with nickel plated	
Seal/O-ring	FKM	
Insulation resistance	⩾100MΩ	
Contact resistance	⩽5mΩ	
Earth tag/pin	Unavailable/Available	
IP rating	IP67, IP68 in locked condition	
Mating endurance	>500 cycles	
Rated current	4 A	
Rated voltage	250V AC/DC	60V AC/DC
Panel cut-out	Refer to page 384	
PCB layout	Refer to page 384	

Part Number

Pins	Male		Female	
	Unshielded	Shielded	Unshielded	Shielded
4	MB12MBBFF04RA-0	MB12MBSBFF04RA-0	MB12FBBFF04RA-0	MB12FBSBFF04RA-0
5	MB12MBBFF05RA-0	MB12MBSBFF05RA-0	MB12FBBFF05RA-0	MB12FBSBFF05RA-0